



2012



Round 6 : Phillip Island GP Circuit : August 17 - 19

SUPERLITES

Race 2

Date: 19/08/12
 Event: R06
 Weather: Mostly cloudy - Temp: 10.7C
 Track: Dry - Temp: 10.4C


Started at: 10:21:52
 Laps: 8
 Starters: 12
 Printed at: 11:13


PROVISIONAL CLASSIFICATION

Pos	No	Gr	Name	Class	Machine	Laps	Race Time	Behind	Fastest Lap	On Lap	Top Speed
1	71	B	Lincoln GILDING (QLD) / K1 Racing / Northern Volks	M3	Honda NSF 250	8	14:20.066		1:46.008	8	215
2	52	J	Corey TURNER (QLD) / K1 Racing / Race Art Australia / ADB Print	M3	Honda NSF 250	8	14:20.280	.214	1:45.816	7	213
3	45	J	Olly SIMPSON (SA) / Allbikes Racing / Draggin Jeans / Contour Cameras	M3	Honda NSF 250	8	14:20.755	.689	1:46.087	7	216
4	7	A	Lachlan HILL (VIC) / Shark Helmets / Ultra Cut Hamilton / Promecha Suspension	125	Yamaha TZ 125	8	14:26.952	6.886	1:46.728	7	212
5	76	A	Tom HATTON (WA) / Fastline GP Racing	125	Honda RS 125	8	14:27.300	7.234	1:46.718	7	211
6	65	D	Hudson PITT (SA) / All Bake Services / Underground Designs / Alpinestars	M3	Honda NSF 250	8	14:34.622	14.556	1:48.221	7	211
7	99	C	Zac ZANESCO (NSW) / Draggin Jeans / F & R McNabb (Caltex) Griffith / Racetrix	125	Honda RS 125	8	14:45.197	25.131	1:48.607	6	205
8	87	C	Zac LEVY (QLD) / Puma RVs / Victorian Motorcycle Wreckers	M3	Honda NSF 250	8	14:52.871	32.805	1:49.858	2	213
9	69	C	Jake THOMAS (SA) / SA Motorcycles / Draggin Jeans / SNJ Transport	125	Honda RS 125	8	14:53.019	32.953	1:50.182	2	207
10	11	J	Brandon DEMMERY (NSW) / NSW Compensation Lawyers / GAS Imports / Uglyfish Eyewear	125	Honda RS 125	8	15:17.045	56.979	1:52.720	3	198
11	28	J	Tayla RELPH (QLD) / K1 Racing / Silverstar Pain Repairs	M3	Moriwaki 250	8	15:24.805	1:04.739	1:53.828	8	199
12	24	C	Matthew BARTON (VIC) / C-B-Racing / Hyside Trading / Morris Oils	125	Aprilia RSW125	8	15:28.538	1:08.472	1:54.269	4	206

Fastest Lap was 1:45.816 by Corey TURNER (QLD)

Current race record for SL class - 1:41.632 by Peter GALVIN (NSW) on a Honda RS 125 set on 17/05/03


 Chief Time Keeper - Scott Laing


 Clerk of Course - Tom Williams



Computime Race Timing Systems Pty Ltd © 1996-2008


Licensed to Computime Race Timing Systems

www.computime.com.au

COMPUTIME RACE TIMING SYSTEMS PTY LTD

9 Timber Lane, Glen Waverley, Vic 3150. Ph : 0418 17 13 17

E-mail : scott@computime.com.au





2012



Round 6 : Phillip Island GP Circuit : August 17 - 19

SUPERLITES

Race 2

Date: 19/08/12
Event: R06
Weather: Mostly cloudy - Temp: 10.7C
Track: Dry - Temp: 10.4C

Started at: 10:21:52
Laps: 8
Starters: 12
Printed at: 11:13

PROVISIONAL CLASSIFICATION

Pos	No	Gr	Name	Class	Machine	Laps	Race Time	Behind	Fastest Lap	On Lap	Top Speed
-----	----	----	------	-------	---------	------	-----------	--------	-------------	--------	-----------

The results are provisional until the end of the time limit for protests and appeals.

Chief Time Keeper - Scott Laing

Clerk of Course - Tom Williams



Computime Race Timing Systems Pty Ltd © 1996-2008


Licensed to Computime Race Timing Systems

www.computime.com.au

COMPUTIME RACE TIMING SYSTEMS PTY LTD

9 Timber Lane, Glen Waverley, Vic 3150. Ph : 0418 17 13 17

E-mail : scott@computime.com.au





2012



Round 6 : Phillip Island GP Circuit : August 17 - 19

SUPERLITES

Race 2

Date: 19/08/12
Event: R06
Weather: Mostly cloudy - Temp: 10.7C
Track: Dry - Temp: 10.4C

Started at: 10:21:52
Laps: 8
Starters: 12
Printed at: 11:13

PROVISIONAL LAP TIMES

No	Name	Lap 1	Lap 2	Lap 3	Lap 4	Lap 5	Lap 6	Lap 7	Lap 8
7	Lachlan HILL (VIC)	1:55.265	1:48.232	1:48.276	1:46.950	1:47.026	1:47.536	1:46.728	1:46.939
11	Brandon DEMMERY (NSW)	2:01.863	1:54.986	1:52.720	1:53.095	1:53.384	1:53.096	1:53.396	1:54.505
24	Matthew BARTON (VIC)	2:01.941	1:54.836	1:55.238	1:54.269	1:55.400	1:54.361	1:54.902	1:57.591
28	Tayla RELPH (QLD)	2:02.490	1:55.610	1:54.758	1:54.194	1:54.674	1:54.643	1:54.608	1:53.828
45	Oily SIMPSON (SA)	1:52.929	1:46.403	1:48.000	1:47.060	1:47.340	1:46.518	1:46.087	1:46.418
52	Corey TURNER (QLD)	1:52.489	1:46.679	1:47.698	1:47.381	1:47.441	1:46.519	1:45.816	1:46.257
65	Hudson PITT (SA)	1:56.026	1:48.440	1:48.325	1:48.443	1:48.635	1:48.301	1:48.221	1:48.231
69	Jake THOMAS (SA)	1:57.134	1:50.182	1:50.955	1:50.969	1:50.242	1:51.515	1:51.129	1:50.893
71	Lincoln GILDING (QLD)	1:52.558	1:46.633	1:47.560	1:47.582	1:46.855	1:46.561	1:46.309	1:46.008
76	Tom HATTON (WA)	1:56.670	1:47.872	1:47.104	1:46.855	1:47.178	1:47.530	1:46.718	1:47.373
87	Zac LEVY (QLD)	1:56.603	1:49.858	1:51.466	1:51.192	1:50.784	1:50.969	1:51.174	1:50.825
99	Zac ZANESCO (NSW)	1:56.807	1:50.593	1:50.928	1:49.738	1:48.856	1:48.607	1:49.286	1:50.382

The results are provisional until the end of the time limit for protests and appeals.

Chief Time Keeper - Scott Laing

Clerk of Course - Tom Williams



Computime Race Timing Systems Pty Ltd © 1996-2008


Licensed to Computime Race Timing Systems

www.computime.com.au

COMPUTIME RACE TIMING SYSTEMS PTY LTD

9 Timber Lane, Glen Waverley, Vic 3150. Ph : 0418 17 13 17

E-mail : scott@computime.com.au





2012



Round 6 : Phillip Island GP Circuit : August 17 - 19

SUPERLITES

Race 2

Date: 19/08/12
 Event: R06
 Weather: Mostly cloudy - Temp: 10.7C
 Track: Dry - Temp: 10.4C

Started at: 10:21:52
 Laps: 8
 Starters: 12
 Printed at: 11:13

PROVISIONAL SPLIT TIMES

Lap	Split 1	Split 2	Split 3	Lap Time	Speed	Lap	Split 1	Split 2	Split 3	Lap Time	Speed
7 Lachlan HILL (VIC) (4th)						65 Hudson PITT (SA) (6th)					
1	42.587	42.478	30.200	1:55.265	162	1	42.769	43.272	29.985	1:56.026	163
2	36.380	42.193	29.659	1:48.232	207	2	35.844	42.661	29.935	1:48.440	208
3	36.175	42.592	29.509	1:48.276	207	3	35.825	42.679	29.821	1:48.325	208
4	35.458	42.043	29.449	1:46.950	210	4	35.827	42.338	30.278	1:48.443	211
5	35.329	42.184	29.513	1:47.026	209	5	36.040	42.573	30.022	1:48.635	211
6	35.336	42.545	29.655	1:47.536	210	6	35.872	42.484	29.945	1:48.301	210
7	35.501	42.091	29.136	1:46.728	210	7	35.730	42.530	29.961	1:48.221	209
8	35.169	42.298	29.472	1:46.939	212	8	35.912	42.356	29.963	1:48.231	211
11 Brandon DEMMERY (NSW) (10th)						69 Jake THOMAS (SA) (9th)					
1	44.618	45.601	31.644	2:01.863	163	1	43.018	43.582	30.534	1:57.134	162
2	38.504	45.263	31.219	1:54.986	195	2	36.128	43.460	30.594	1:50.182	207
3	37.773	44.099	30.848	1:52.720	198	3	36.692	43.468	30.795	1:50.955	200
4	38.033	44.111	30.951	1:53.095	191	4	37.136	43.489	30.344	1:50.969	198
5	37.711	44.564	31.109	1:53.384	190	5	36.286	43.293	30.663	1:50.242	205
6	37.865	44.055	31.176	1:53.096	190	6	37.217	43.625	30.673	1:51.515	197
7	37.875	44.509	31.012	1:53.396	188	7	36.940	43.532	30.657	1:51.129	201
8	38.439	44.693	31.373	1:54.505	188	8	37.006	43.165	30.722	1:50.893	202
24 Matthew BARTON (VIC) (12th)						71 Lincoln GILDING (QLD) (1st)					
1	43.745	45.919	32.277	2:01.941	168	1	41.098	42.310	29.150	1:52.558	168
2	38.213	45.066	31.557	1:54.836	206	2	35.192	42.023	29.418	1:46.633	215
3	37.979	45.634	31.625	1:55.238	200	3	35.505	42.354	29.701	1:47.560	208
4	37.808	45.145	31.316	1:54.269	201	4	35.872	42.145	29.565	1:47.582	211
5	37.974	46.248	31.178	1:55.400	200	5	35.532	42.090	29.233	1:46.855	214
6	37.584	45.359	31.418	1:54.361	200	6	35.408	41.878	29.275	1:46.561	211
7	38.318	45.129	31.455	1:54.902	200	7	35.134	41.878	29.297	1:46.309	211
8	38.051	47.031	32.509	1:57.591	198	8	35.641	41.276	29.091	1:46.008	209
28 Tayla RELPH (QLD) (11th)						76 Tom HATTON (WA) (5th)					
1	44.977	45.519	31.994	2:02.490	160	1	43.243	43.625	29.802	1:56.670	168
2	38.202	45.479	31.929	1:55.610	199	2	36.094	42.088	29.690	1:47.872	211
3	37.661	44.925	32.172	1:54.758	194	3	35.211	42.175	29.718	1:47.104	209
4	37.596	44.952	31.646	1:54.194	194	4	35.303	42.143	29.409	1:46.855	208
5	37.609	45.319	31.746	1:54.674	192	5	35.304	42.391	29.483	1:47.178	208
6	38.101	44.984	31.558	1:54.643	193	6	35.614	42.283	29.633	1:47.530	205
7	38.243	44.925	31.440	1:54.608	198	7	35.128	42.001	29.589	1:46.718	208
8	37.891	44.506	31.431	1:53.828	191	8	35.414	42.661	29.298	1:47.373	209
45 Oilly SIMPSON (SA) (3rd)						87 Zac LEVY (QLD) (8th)					

Scott Laing
 Chief Time Keeper - Scott Laing

Tom Williams
 Clerk of Course - Tom Williams




Computime Race Timing Systems Pty Ltd © 1996-2008
 Licensed to Computime Race Timing Systems

www.computime.com.au

COMPUTIME RACE TIMING SYSTEMS PTY LTD

9 Timber Lane, Glen Waverley, Vic 3150. Ph : 0418 17 13 17

E-mail : scott@computime.com.au





2012



Round 6 : Phillip Island GP Circuit : August 17 - 19

SUPERLITES

Race 2

Date: 19/08/12
 Event: R06
 Weather: Mostly cloudy - Temp: 10.7C
 Track: Dry - Temp: 10.4C

Started at: 10:21:52
 Laps: 8
 Starters: 12
 Printed at: 11:13

PROVISIONAL SPLIT TIMES

Lap	Split 1	Split 2	Split 3	Lap Time	Speed	Lap	Split 1	Split 2	Split 3	Lap Time	Speed
1	40.946	42.233	29.750	1:52.929	169	1	42.618	43.713	<u>30.272</u>	1:56.603	162
2	35.246	41.934	29.223	1:46.403	216	2	<u>36.078</u>	43.325	30.455	<u>1:49.858</u>	212
3	35.668	42.562	29.770	1:48.000	213	3	36.796	43.863	30.807	1:51.466	212
4	35.570	42.100	29.390	1:47.060	213	4	37.372	43.504	30.316	1:51.192	206
5	35.659	42.308	29.373	1:47.340	211	5	36.254	44.179	30.351	1:50.784	207
6	35.346	41.951	<u>29.221</u>	1:46.518	212	6	36.837	43.838	30.294	1:50.969	213
7	<u>35.092</u>	<u>41.647</u>	29.348	<u>1:46.087</u>	213	7	37.155	43.640	30.379	1:51.174	207
8	35.490	41.703	29.225	1:46.418	216	8	37.196	<u>43.211</u>	30.418	1:50.825	205

52 Corey TURNER (QLD) (2nd)

1	40.818	42.014	29.657	1:52.489	171
2	35.407	41.733	29.539	1:46.679	208
3	35.946	42.135	29.617	1:47.698	206
4	35.848	41.865	29.668	1:47.381	213
5	35.691	42.230	29.520	1:47.441	211
6	35.224	41.790	29.505	1:46.519	213
7	<u>35.070</u>	41.738	<u>29.008</u>	<u>1:45.816</u>	213
8	35.592	<u>41.518</u>	29.147	1:46.257	211

99 Zac ZANESCO (NSW) (7th)

1	43.210	43.226	30.371	1:56.807	162
2	<u>36.151</u>	44.368	30.074	1:50.593	205
3	36.299	43.553	31.076	1:50.928	201
4	36.873	43.064	29.801	1:49.738	200
5	36.560	42.707	<u>29.589</u>	1:48.856	197
6	36.295	<u>42.577</u>	29.735	<u>1:48.607</u>	197
7	36.601	42.768	29.917	1:49.286	195
8	37.012	43.253	30.117	1:50.382	196

The results are provisional until the end of the time limit for protests and appeals.

Scott Laing

Chief Time Keeper - Scott Laing

Tom Williams

Clerk of Course - Tom Williams



Computime Race Timing Systems Pty Ltd © 1996-2008


Licensed to Computime Race Timing Systems

www.computime.com.au

COMPUTIME RACE TIMING SYSTEMS PTY LTD

9 Timber Lane, Glen Waverley, Vic 3150. Ph : 0418 17 13 17

E-mail : scott@computime.com.au





2012



Round 6 : Phillip Island GP Circuit : August 17 - 19

SUPERLITES

Race 2

Date: 19/08/12
Event: R06
Weather: Mostly cloudy - Temp: 10.7C
Track: Dry - Temp: 10.4C

Started at: 10:21:52
Laps: 8
Starters: 12
Printed at: 11:13

PROVISIONAL FASTEST LAPS SEQUENCE

Lap	Race Pos	No	Name	Machine	Fastest Lap	On Lap
1	1	52	Corey TURNER (QLD)	Honda NSF 250	1:52.489	1
2	1	52	Corey TURNER (QLD)	Honda NSF 250	1:46.679	2
2	2	71	Lincoln GILDING (QLD)	Honda NSF 250	1:46.633	2
2	3	45	Olly SIMPSON (SA)	Honda NSF 250	1:46.403	2
7	1	52	Corey TURNER (QLD)	Honda NSF 250	1:45.816	7

The results are provisional until the end of the time limit for protests and appeals.

Chief Time Keeper - Scott Laing

Clerk of Course - Tom Williams



Computime Race Timing Systems Pty Ltd © 1996-2008


Licensed to Computime Race Timing Systems

www.computime.com.au

COMPUTIME RACE TIMING SYSTEMS PTY LTD

9 Timber Lane, Glen Waverley, Vic 3150. Ph : 0418 17 13 17

E-mail : scott@computime.com.au





2012



Round 6 : Phillip Island GP Circuit : August 17 - 19

SUPERLITES

Race 2

Date: 19/08/12
Event: R06
Weather: Mostly cloudy - Temp: 10.7C
Track: Dry - Temp: 10.4C

Started at: 10:21:52
Laps: 8
Starters: 12
Printed at: 11:13

PROVISIONAL LAP SHEET

Lap 1		Lap 2		Lap 3		Lap 4		Lap 5		Lap 6		Lap 7		Lap 8	
1:52.489	52	3:39.168	52	5:26.751	71	7:14.247	52	9:01.188	71	10:47.749	71	12:34.023	52	14:20.066	71
-0.069	71	-0.023	71	-0.115	52	-0.086	71	-0.500	52	-0.458	52	-0.035	71	-0.214	52
-0.440	45	-0.164	45	-0.581	45	-0.145	45	-0.544	45	-0.501	45	-0.314	45	-0.689	45
-2.776	7	-4.329	7	-4.895	76	-4.254	76	-4.491	76	-5.460	76	-5.904	76	-6.886	7
-3.537	65	-5.298	65	-5.022	7	-4.476	7	-4.561	7	-5.536	7	-5.990	7	-7.234	76
-4.114	87	-5.374	76	-6.040	65	-6.987	65	-8.681	65	-10.421	65	-12.368	65	-14.556	65
-4.181	76	-7.293	87	-11.176	87	-13.819	99	-15.734	99	-17.780	99	-20.792	99	-25.131	99
-4.318	99	-8.148	69	-11.520	69	-14.872	87	-18.294	69	-23.123	87	-28.023	87	-32.805	87
-4.645	69	-8.232	99	-11.577	99	-14.993	69	-18.715	87	-23.248	69	-28.103	69	-32.953	69
-9.374	11	-17.609	24	-22.818	11	-28.417	11	-34.860	11	-41.395	11	-48.517	11	-56.979	11
-9.452	24	-17.681	11	-25.264	24	-32.037	24	-40.496	24	-48.296	24	-56.924	24	-1:04.739	28
-10.001	28	-18.932	28	-26.107	28	-32.805	28	-40.538	28	-48.620	28	-56.954	28	-1:08.472	24

The results are provisional until the end of the time limit for protests and appeals.

Chief Time Keeper - Scott Laing

Clerk of Course - Tom Williams



Computime Race Timing Systems Pty Ltd © 1996-2008


Licensed to Computime Race Timing Systems

www.computime.com.au

COMPUTIME RACE TIMING SYSTEMS PTY LTD

9 Timber Lane, Glen Waverley, Vic 3150. Ph : 0418 17 13 17

E-mail : scott@computime.com.au





2012



Round 6 : Phillip Island GP Circuit : August 17 - 19

SUPERLITES

Race 2

Date: 19/08/12
Event: R06
Weather: Mostly cloudy - Temp: 10.7C
Track: Dry - Temp: 10.4C

Started at: 10:21:52
Laps: 8
Starters: 12
Printed at: 11:13

PROVISIONAL LAP CHART

Grid	1	2	3	4	5	6	7	8
45	52	52	71	52	71	71	52	71
52	71	71	52	71	52	52	71	52
65	45	45	45	45	45	45	45	45
71	7	7	76	76	76	76	76	7
7	65	65	7	7	7	7	7	76
76	87	76	65	65	65	65	65	65
99	76	87	87	99	99	99	99	99
87	99	69	69	87	69	87	87	87
69	69	99	99	69	87	69	69	69
75	11	24	11	11	11	11	11	11
11	24	11	24	24	24	24	24	28
24	28	28	28	28	28	28	28	24
28								

The results are provisional until the end of the time limit for protests and appeals.

Chief Time Keeper - Scott Laing

Clerk of Course - Tom Williams



Computime Race Timing Systems Pty Ltd © 1996-2008

Licensed to Computime Race Timing Systems

www.computime.com.au

COMPUTIME RACE TIMING SYSTEMS PTY LTD

9 Timber Lane, Glen Waverley, Vic 3150. Ph : 0418 17 13 17

E-mail : scott@computime.com.au

